

Pin Assignment Diagram of VW1101A

NO.1 Interface : RS485

NO.2 Interface : 232 TTL

NO.3 Interface : RS232


Vitalwell Electronics (Zhuhai) Pte. Ltd.



NO. 1

Pin Assignment Diagram of VW1101A-485

Interface : RS485



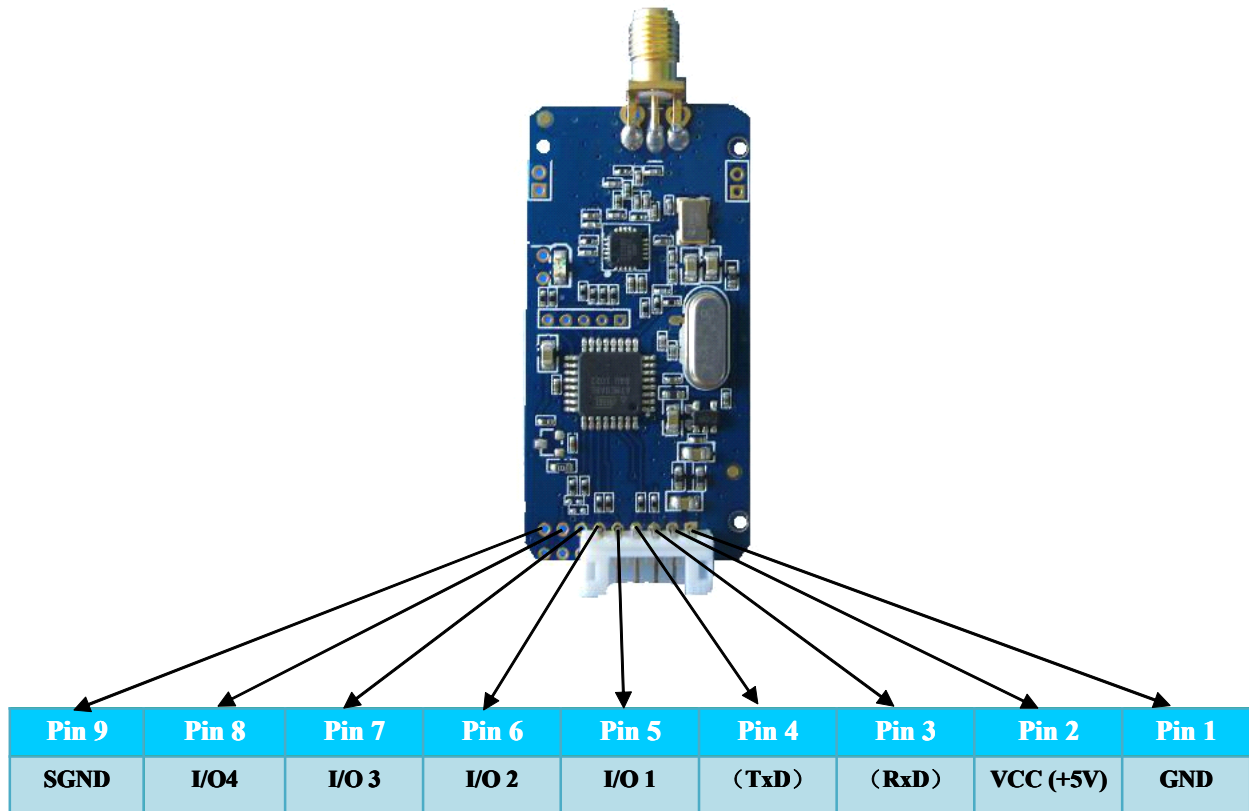
Pin 4	Pin 3	Pin 2	Pin 1
B(Z)	A(Y)	VCC(+5V)	GND



NO. 2


Pin Assignment Diagram of VW1101A-232T

Interface :232TTL



Pin Assignment Diagram of VW1101A-232C

Interface :RS232



Pin 4	Pin 3	Pin 2	Pin 1
TXD	RXD	VCC(+5V)	GND